



NORWEST

MANUFACTURING

71 SOUTH 215 WEST-RUPERT, ID- PHONE: (208) 436-1770 - FAX: (208) 436-1776

SECTION 800 TRAILER JACKS



A-FRAME JACKS



TUBE MOUNT SWIVEL JACKS



FLANGE MOUNT SWIVEL JACKS



DIRECT WELD DROP LEG JACKS



CONVEYOR JACKS



RATCHET JACKS



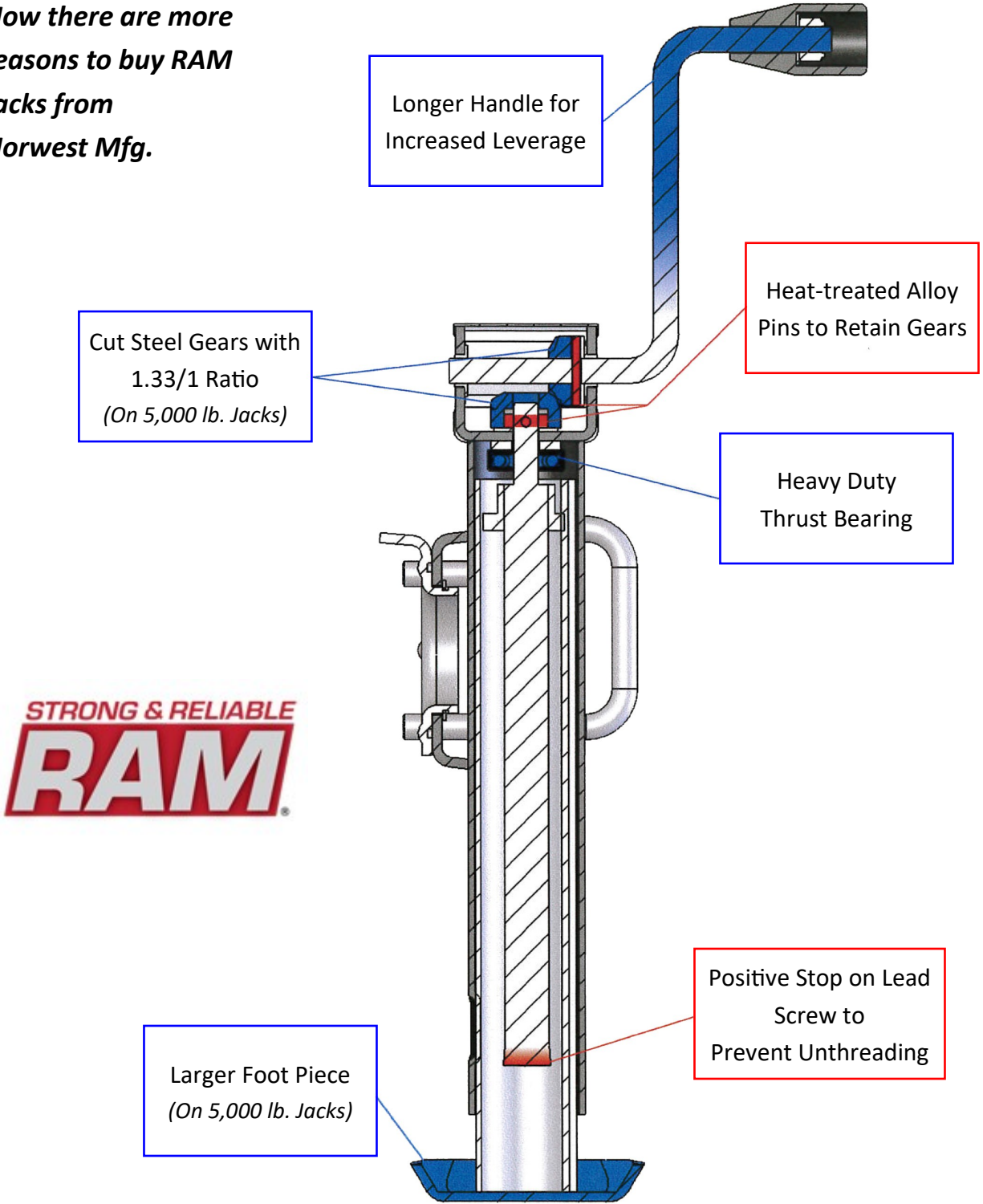


NORWEST

MANUFACTURING

71 SOUTH 215 WEST-RUPERT, ID- PHONE: (208) 436-1770 - FAX: (208) 436-1776





Now there are more reasons to buy RAM Jacks from Norwest Mfg.



STRONG & RELIABLE
RAM

TRAILER JACKS

Mounting Styles

			
Flange (Swivel)	A-Frame	Tube Mount (Swivel)	Direct Weld

RAM Jacks feature the most popular styles and sizes with lift capacities from 1,000 to 10,000 lbs. All Jacks are precision-engineered with a smooth turning handle, dependable inner screw and a rugged foot plate. Available in several different top-wind and side-wind styles. **STATIC CAPACITY = NON MOVING LOAD WEIGHT**

2,000 LB. JACKS

NORWEST PART NUMBER	MOUNT	HANDLE	TRAVEL	STATIC CAPACITY (Lbs.)	LIFT CAPACITY (Lbs.)	WEIGHT (Lbs.)
402527	A-Frame	Top-Wind	15"	3,000	2,000	12.9
402100	Flange (Weld)	Top-Wind	10"	3,000	2,000	14.5
402102	Tube	Top-Wind	10"	3,000	2,000	14.1
402101	Flange (Weld)	Top-Wind	15"	3,000	2,000	18.8
402103	Tube	Top-Wind	15"	3,000	2,000	19.1
402104	Flange (Weld)	Side-Wind	10"	3,000	2,000	17.0
402106	Tube	Side-Wind	10"	3,000	2,000	14.0

5,000 LB. JACKS

NORWEST PART NUMBER	MOUNT	HANDLE	TRAVEL	STATIC CAPACITY (Lbs.)	LIFT CAPACITY (Lbs.)	WEIGHT (Lbs.)
405100	Flange (Weld)	Top-Wind	10"	7,000	5,000	16.4
405102	Tube	Top-Wind	10"	7,000	5,000	15.3
405101	Flange (Weld)	Top-Wind	15"	7,000	5,000	20.9
405103	Tube	Top-Wind	15"	7,000	5,000	19.8
405149	A-Frame	Top-Wind	15"	7,000	5,000	13.7
405104	Flange (Weld)	Side-Wind	10"	7,000	5,000	12.6
405106	Tube	Side-Wind	10"	7,000	5,000	16.9
405105	Flange (Weld)	Side-Wind	15"	7,000	5,000	20.4
405107	Tube	Side-Wind	15"	7,000	5,000	19.8
407500	Square Direct Weld Drop leg	Side-Wind	15"	8,000	5,000	26.0

Not All Items in Stock. Please Call Norwest Mfg. for Pricing and Availability.



SPRING LOADED DROP LEG JACK

10,000 LB. JACK

NORWEST PART NUMBER	MOUNT	HANDLE	TRAVEL	STATIC CAPACITY (Lbs.)	LIFT CAPACITY (Lbs.)	WEIGHT (Lbs.)
22442	Square Direct Weld Drop Leg	Side-Wind	12.5	12,000	10,000	57.0

CONVEYOR JACK



Ratchet and Implement Jacks have multiple uses including the adjustment of implements and equipment. Replace hydraulic cylinders or screw jacks in those applications where **infrequent adjustment** is needed.

5,000 LB. JACK

NORWEST PART NUMBER	MOUNT	HANDLE	TRAVEL	STATIC CAPACITY (Lbs.)	LIFT CAPACITY (Lbs.)	WEIGHT (Lbs.)
SWL170P	A-Frame	Side-Wind	15"	7,000	5,000	14.6

****This is a Conveyor Jack for use on Double L, Spudnik & Milestone Conveyors.**



RATCHET JACK

10,000 LB. JACK

NORWEST PART NUMBER	DESCRIPTION	COLOR	WEIGHT (Lbs.)
22590	Heavy Duty ratchet jack with 1-1/4" ACME threads and grease zerks; adjustable from 20" closed to 28" open/ 1" clevis pins, clip pins and handle included. Approximate Push Capacity: 10,000 Lbs. • Approximate Pull Capacity: 15,000 Lbs.	Black	15

Not All Items in Stock. Please Call Norwest Mfg. for Pricing and Availability.